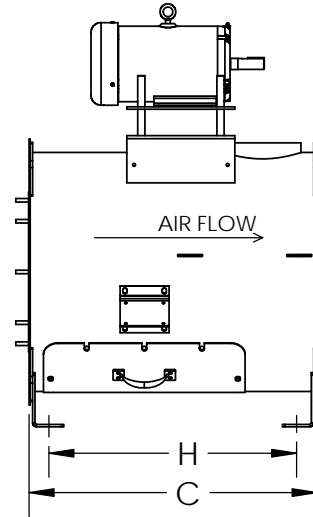
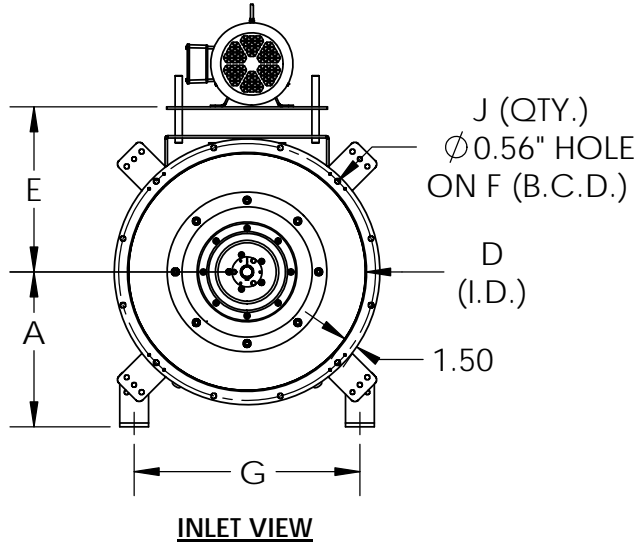


**TCI - ARRANGEMENT 9
 HORIZONTAL BASE MOUNT**

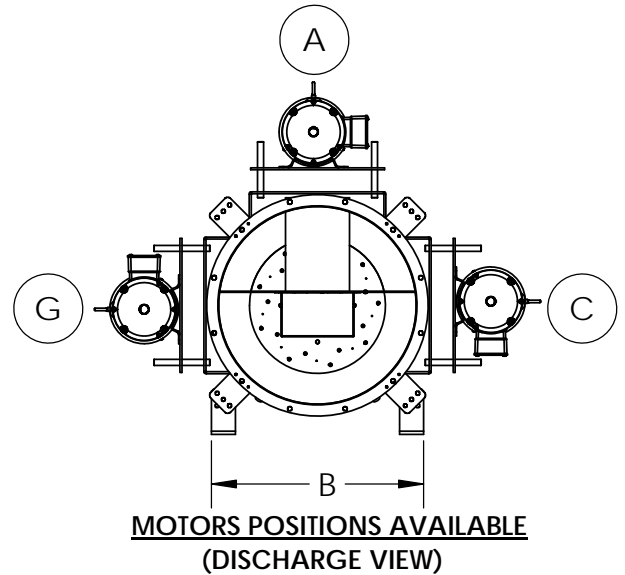


Standard Construction:

1. Belt Tunnel
2. Arrangement 9 for Horizontal and Vertical Outlet
3. Bolted Mounting Feet
4. Aluminum Wheel with Airfoil Blades
5. Extended Lube Lines
6. Oversized Access Door
7. Flanged Inlet & Outlet
8. Bearings - L10 Life of 100K Hours
9. Adjustable Motor Base
10. Adjustable or Constant Drive Kit
11. 1045 TG&P Shaft

Accessories:

1. Motor Cover
2. Disconnect Switch
3. Shaft Seal
4. Vibration Isolators
5. AMCA B Spark Resistant Construction
6. Companion Flange (s)
7. Mounting Rails for Vertical and 3/9 o' Clock Motor Position
8. Copper Lube Lines
9. Stainless Steel Shaft



DIMENSIONAL DATA

Size	A	B	C	D	E	F	G	H	J	Max Mtr. Frame Size	Less Motor/ Drive Weight
90	13.25	21.75	26	18.5	16.00	20.00	18.75	22.25	8	184T	160
105	13.25	21.75	26	18.5	16.00	20.00	18.75	22.25	8	184T	160
122	13.25	21.75	26	18.5	16.00	20.00	18.75	22.25	8	184T	160
135	13.88	23.13	28	20.25	17.50	22.00	20.13	24.25	8	215T	200
150	14.38	24.50	30	22.31	18.25	24.00	21.50	26.25	8	215T	225
165	16.13	26.50	30	24.69	18.25	26.75	23.50	26.25	12	215T	235
182	18.38	30.38	32	30.06	20.50	32.13	27.38	28.25	12	215T	275

REVISION:

FORM: TCIHB-9

REPLACES: